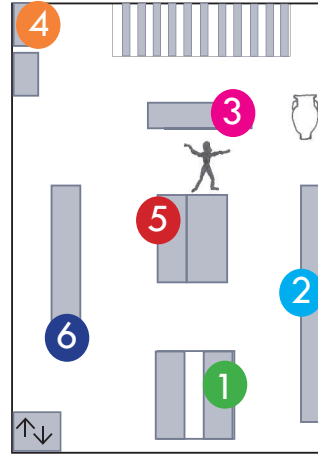


The Ancient Greeks made vases of different shapes and sizes for different uses.

Go to gallery 16. Follow the map on the right to find vases of different shapes.



Gallery 16:  
Greece  
Ground Floor



This shape of vase is called a **chous**. Funny word! Try saying it out loud like this:

k o u s



Look at the mouth of the vase.


What do you think this shape is useful for?



This shape of vase is called an **amphora**. Try saying it out loud like this:

a m - fo - ra


Go around and look at the other side of the vase. Is it decorated? What can you see?



Look in the display case called *Craftsmen and Slaves*. This shape of vase is called a **pelike**. Try saying it out loud like this:

pe - lee - kay

This vase was used to store liquids. It is wider at the bottom than at the top. **Do you think the shape makes it easy or hard to knock it over?**



This shape of vase is called a **lekythos**. Try saying it out loud like this:

le - key - thos

This vase was used to store very expensive oils. Can you see a broken vase that shows a smaller vase inside?

**Why do you think they made the vases like this?**

**Top tip:** Remember that oil cost a lot of money!

5




This shape of vase is called a **calyx - krater**. Funny word! Try saying it out loud like this:

ka - lix

kra - ter

This vase was used for mixing wine and water together with a big spoon or stirrer.

6



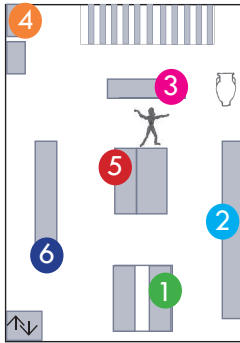
This shape of vase is called **volute-krater**. Try saying it out loud like this:

vo - loot

kra - ter

Why do you think it has such a wide mouth?

What colours can you see on this vase?



Choose your favourite vase in this gallery and draw it in the box below.

